

Hello HFC Pre-Nursing students,

One of the top concerns Pre-Nursing students express about the nursing application is passing the HESI exam. Here is a recap of some tips we have for our Pre-Nursing students.

- 1) THE BOOK – the HESI Admission Assessment 5th edition (published in 2020) is the current book offered by Elsevier, the company that administers the HESI exam. You can find it at the campus bookstore, or online using ISBN#: 9780323582261. Remember that HFC Nursing only tests over Math, Reading, Vocabulary, and Grammar. There is science on the HESI exam but we do not test students on the science material on our HESI exam. Focus your attention on the Math and English portions.
- 2) NAT PREP WORKSHOPS – these are free to students! NAT Prep Workshops are offered Fall, Winter, and Spring semesters. Generally, there is one math and one English session offered each month during these semesters (note – none are offered Summer term so be sure to get in your workshop before Spring term ends if you plan to test during the summer!) You can register for a NAT Prep Workshop at the Nursing News & Events page: <https://nursing.hfcc.edu/news-and-events> These will be virtual for 2020-2021.
- 3) LEARNING LAB PREP PACKET – free to students! Check out their website with resources: <https://learnlab.hfcc.edu/subject/nursing>
- 4) SMARTPHONE APPS – search HESI Admission Assessment in your App Store.
- 5) Looking to improve your CORE SKILLS? Check out the [Michigan eLibrary](#)! Scroll down to “Adult Core Skills” for help on improving your math skills, becoming a better reader, and improving your writing, speaking, and grammar.
- 6) OTHER ONLINE RESOURCES – since so many nursing programs use HESI, there are many websites with HESI information. **See the bottom of this email for a detailed list of websites.**

Registration for the HESI exam takes place via NAT 100 in the student registration system.

We find *students are most successful if they use a variety of resources*, so check out all of these options as you prepare for the exam. The Nursing Department also encourages students to take the exam sooner rather than later as NAT 100 exam dates fill up quickly prior to deadlines. Remember that many students need to test twice, so be prepared to take the exam well before the application deadline.

If you have questions, feel free to reach out to an advisor. We are happy to help.

HESI TEST GUIDE/FAQ's:

<https://www.nrsng.com/resource/hesi-a2-nursing-school-entrance-exam-faq/>

<https://www.test-guide.com/hesi-entrance-exam.html>

<https://www.youtube.com/watch?v=aKeZbMJMwE8>

Search Online HESI A2 Study Group @ Facebook.com

HESI Math:

<https://www.palmbeachstate.edu/prepmathLW/documents/HESIREvised.pdf>

<https://www.studystack.com/flashcard-895744>

https://www.mathhelp.com/hesi-math-test-prep/?gclid=Cj0KCQjwkoDmBRCCARIsAG3xzl_p71HjMokhM9ab9le0n-WrMQXN5HAedCJD0qiWwBVU6fqiK2iE6qMaAmCuEALw_wcB

<https://www.youtube.com/watch?v=8LKX9MEYkA4>

<https://www.youtube.com/watch?v=-vpddNpab98>

<https://www.youtube.com/watch?v=fyE4Yx5SGAE>

https://www.youtube.com/channel/UCujfl1C2mSPk5U_lvezh3_A

HESI Reading:

<https://www.proprofs.com/quiz-school/story.php?title=hesi-reading-comprehension-practice-test>

<https://uniontestprep.com/hesi-exam/practice-test/reading-comprehension/pages/1>

<https://quizlet.com/subject/reading-comprehension-hesi-a2/>

HESI Grammar:

<https://www.youtube.com/watch?v=s37hMwONoiM>

<https://www.youtube.com/watch?v=4bpKRSMzDrc>

<https://www.youtube.com/watch?v=1VxH7YodoY4> (common ESL grammar errors)

https://www.youtube.com/watch?time_continue=1&v=Lp_PPRbcsCQ

<https://www.english.com/lie-or-lay/#quiz>

<https://www.youtube.com/watch?v=WonrkAMQXOo>

HESI Vocab:

<https://www.test-questions.com/hesi-vocabulary-exam-prep-02.php>

<https://www.studystack.com/flashcard-653980>

<https://www.proprofs.com/quiz-school/story.php?title=hesi-vocabulary>

HESI Practice tests:

https://www.mcreelearningcenter.com/exam-prep/health-education-system-inc-admissions-test-hesi-a2/?gclid=EAlaIqobChMIYCP8ZHl4AIVviCtBh2frAjpEAMYAyAAEgLAGfD_BwE#

<https://www.test-guide.com/free-hesi-a2-practice-tests.html>

<https://www.youtube.com/watch?v=kMbWEA1br9U>

<https://quizlet.com/subject/HESI-admission-assessment/>

<https://www.mometrix.com/academy/hesi-a2-practice-test/>

<https://www.hesia2practicetest.com/>

HESI pdf books:

http://tutormemath.net/assets/hesi_studyguide.pdf


<http://caring4you.net/HESIStudyRecommedations.pdf>

Words from the Elsevier HESI Admission Assessment Exam Review Edition 3 that are not in Edition 4

- **Abrupt:** Sudden
- **Access:** A means to obtain entry or a means of approach
- **Affect:** Appearance of observable emotions
- **Annual:** Occurring every year
- **Cast:** Hard protective device applied to protect a broken bone while the bone heals
- **Complication:** An undesired problem that is the result of some other event
- **Comply:** Do as directed
- **Contour:** Shape or outline of a shape
- **Contract:** To draw together, to reduce in size
- **Diameter:** The distance across the center of an object
- **Elevate:** To lift up or place in higher position
- **Excess:** More than what is needed or usual
- **Exogenous:** Produced outside the body
- **Flaccid:** Limp, lacking tone
- **Gaping:** Wide open
- **Gender:** Sex of an individual, as in male or female
- **Ominous:** Significantly important and dangerous
- **Overt:** Obvious, easily observed
- **Paroxysmal:** Beginning suddenly or abruptly; convulsive
- **Site:** Location
- **Strict:** stringent, exact, complete
- **Untoward:** Adverse or negative
- **Void:** Excrete, or expel urine

GOOD LUCK ON YOUR TEST!

HFC Nursing Admission Test NAT-100 / HESI A² Exam Resources



Book

Purchase the HESI NAT review book: HESI Admission Assessment Exam Review, 5th Edition, as a resource to prepare for the exam. You will be tested on Chapters 1-4. The book can be purchased online:
ISBN#: 9780323582261

Learning Lab

1. Students are encouraged to visit the HFC Learning Lab prior to their first attempt of the NAT 100 Exam.
2. See the Learning Lab website: <http://learnlab.hfcc.edu/NAT>. For nursing specific go to Tutoring and Class Resources, Current Student Handouts and Textbooks, Log In Required, then select the Nursing folder.

NAT Prep Workshops

1. NAT 100 Prep Workshops are being offered virtually, several times a semester, to assist you with studying for the HESI exam.
2. Please visit the Nursing website <https://nursing.hfcc.edu/news-and-events> at News and Events.

HESI A2 APP on Smartphone

HESI APPS (HESI A2) are available on Smartphones. Some apps are free; others have a cost.

Register online via Student Portal

Students must first apply for college admission, then will be eligible to register for the NAT 100 examination online at <https://my.hfcc.edu/students> . A **\$50 testing fee** will be posted to your student account, payable at the time of Registration.

Location of the NAT-100 Exam

1. The exam will be administered via ZOOM. You will be sent the Zoom Link and other important information one (1) week before the test date.
2. Students arrive at least 15 minutes prior to exam start to begin the log-in process.
3. Photo ID required. Students without photo ID will be denied entry, thus will not be allowed to test.
4. No cell phones or personal items allowed in the testing area.
5. An environmental scan will be done of the testing area.
6. Scrap paper and pencils are allowed.
7. Calculators are embedded in the exam.

NAT 100 Scoring Requirements

1. Minimum score of 80 or higher on Reading, Math, Vocabulary and Grammar is required.
2. You are only allowed two attempts every 2 years from the date of the first exam. Students unsuccessful on their first test may choose in their second testing attempt to only take those subject areas where a score of 80 was not achieved in their first attempt.
3. NAT exam must be taken within 3 years from date of application.

Student Instructions for the NAT Exam Process on ZOOM (No Chromebooks)

ONE WEEK PRIOR TO EXAM DATE

1. Students will be sent the ZOOM LINK and the information below.
2. Create your Log In and Password using their Hawkmail email.

Sign into Elsevier / Evolve <https://evolve.elsevier.com/>
Click on...I AM A STUDENT

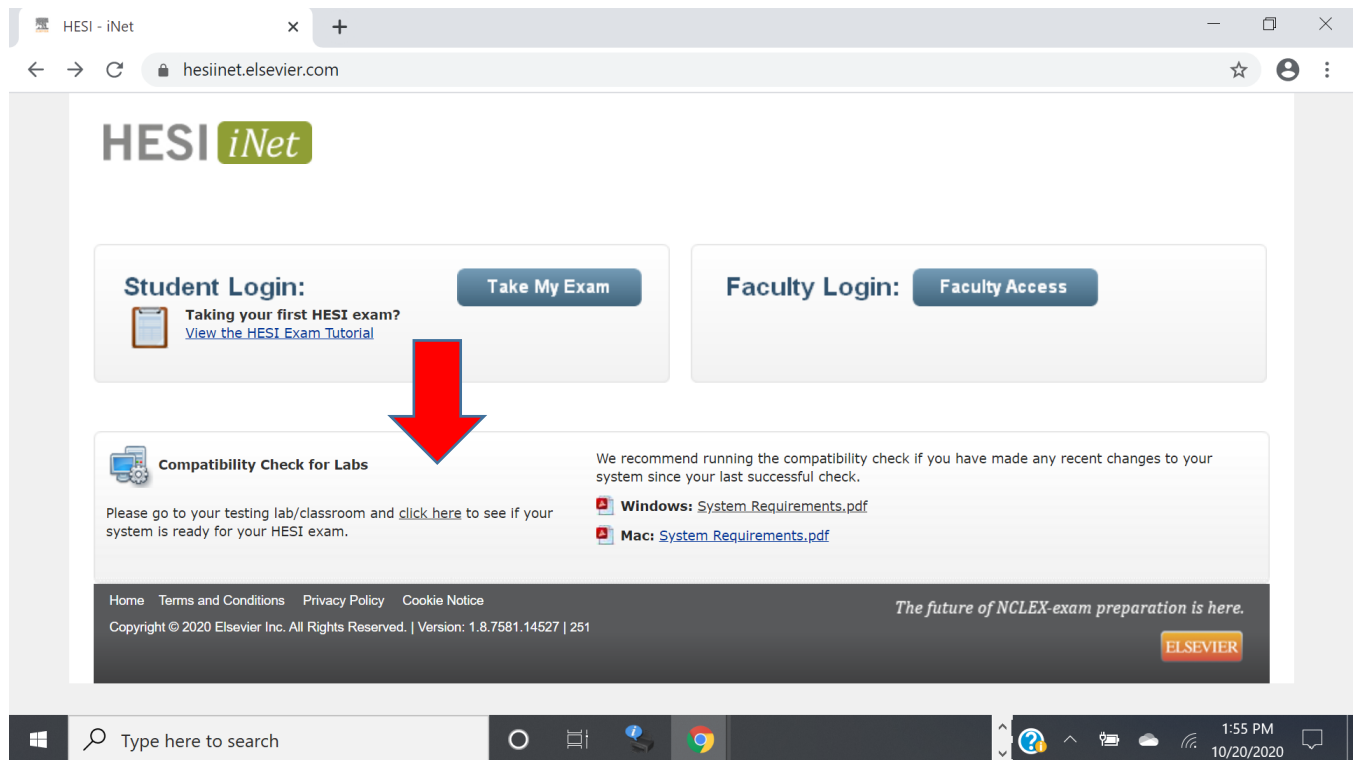
3. Have students perform the equipment test.

<https://hesiinet.elsevier.com/>

Make sure computers have a *camera and microphone*.

Perform Computer Equipment Test Here:


Click on “Click Here” below the Red Arrow to ensure your computer is compatible.
If the Pop Up blocker shows up, go to the Upper Right on the Screen (web browser) and there will be a Red X, click on that and click on “Allow Pop Ups”.



The screenshot shows a web browser window with the URL hesiinet.elsevier.com. The page features the HESI iNet logo at the top. Below the logo, there are two main sections: "Student Login:" and "Faculty Login:". The "Student Login:" section includes a "Take My Exam" button and a link to "View the HESI Exam Tutorial". The "Faculty Login:" section includes a "Faculty Access" button. Below these sections, there is a "Compatibility Check for Labs" section. A large red arrow points from the "Take My Exam" button to the "Compatibility Check for Labs" section. The "Compatibility Check for Labs" section contains text about running a compatibility check and links to "Windows: System Requirements.pdf" and "Mac: System Requirements.pdf". At the bottom of the page, there is a footer with links for "Home", "Terms and Conditions", "Privacy Policy", and "Cookie Notice", along with the Elsevier logo and the tagline "The future of NCLEX-exam preparation is here."

HESI

Compatibility check

 Get your device ready for test day
Complete the compatibility check on the same device and network that you'll use for the exam to see if it meets the [minimum requirements](#).

[Download compatibility check](#)

Having technical trouble?
[Contact support](#) before your exam to get help.

4. Click on the “Download compatibility check” button
5. Click on the Bottom Left of the screen (downloaded file)
6. Computer Check will show you

3 Green Checks...Browser ✓ **Operating System** ✓ **Connectivity** ✓

DAY OF EXAM JUST BEFORE THE EXAM

1. Log into the ZOOM Link First
2. Students to Mute their Microphone, Open the Video
3. Your ID will be checked
4. An Environmental Scan of your area will be completed.
5. Students Log into <https://hesiinet.elsevier.com/> TAKE MY EXAM.
When you get to the Access Code box, please wait.
6. Students are allowed scrap paper and pencils.
7. The Time limit is 4 hours. The 4 subjects
(MATH, READING, VOCAB, GRAMMAR) can be taken in any order you like.
8. The Calculator is embedded in the Math portion of the exam (+)
9. The Access Code will then be announced.

QUESTIONS/ISSUES DURING EXAM

1. Call your Proctor on the Phone, keep Microphone Muted.
The Proctor will provide their Contact Phone Number.

COMPLETING THE EXAM

1. On a separate piece of paper, Students can record their Scores.
2. Students waive their scrap paper, throw away, and log off.

IF FAILED A SUBJECT

1. Students can return and take ONLY the subjects they failed the first time.
This is their 2nd attempt. They do not have to take the entire test over.
2. Allowed 2 attempts every 2 years.

How to Download the HESI A2 score report with the Critical Thinking Scores:


1. Log on to evolve.elsevier.com
2. Click on Student Access
3. Click on Admission Assessment Report under Exam History (this is for the bar graph page of the HESI—Save this document as PDF.
4. Go back to My Exams
5. Click on the plus sign (+) next to Admissions Assessment Report
6. Critical Thinking will appear in the drop-down list. Click on the link “View Results”
7. Click on “Results Report” under View Your Detailed Scoring Report on the right
8. Save this document as PDF

POP UP BLOCKER SETTINGS (2 ways)

To allow pop-ups:

1. Click the ellipsis icon (...) in the upper right corner of your web browser, and then click Settings.
2. In the Advanced settings section, click View advanced settings.
3. In the Block **pop-ups** section, click the switch to Off. **Pop-ups** are now allowed.
4. To block **pop-ups** once again, click the switch to On.

Turn pop-ups on or off:

1. On your computer, open Chrome.
2. At the top right, click More  > Settings.
3. Under "Privacy and security," click Site settings.
4. Click Pop-ups and redirects.
5. At the top, turn the setting to Allowed or Blocked.