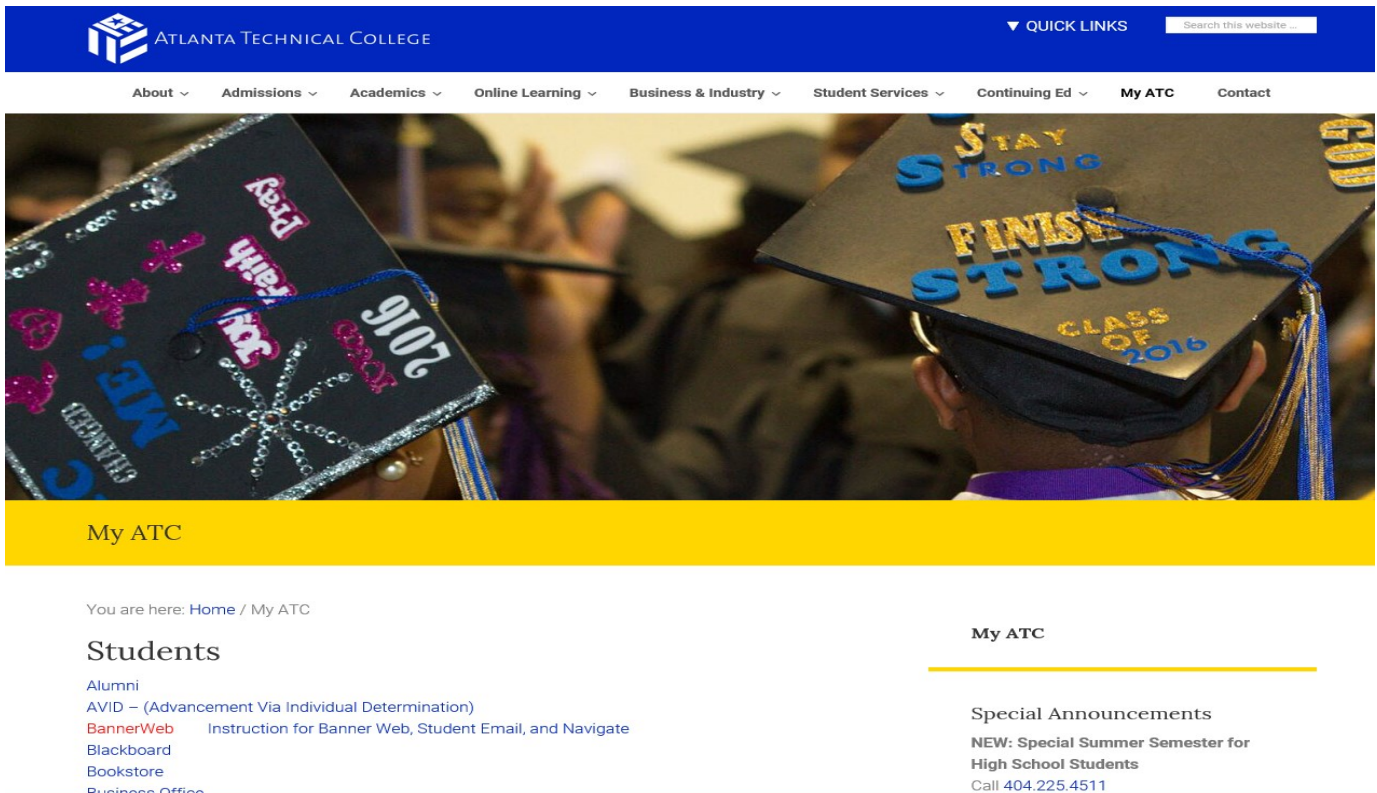


# How to login to Banner Web and Student Email

Step 1: Go to Atlanta Tech's website at: [www.atlantatech.edu](http://www.atlantatech.edu).

Step 2: Select "My ATC" on top of the page.

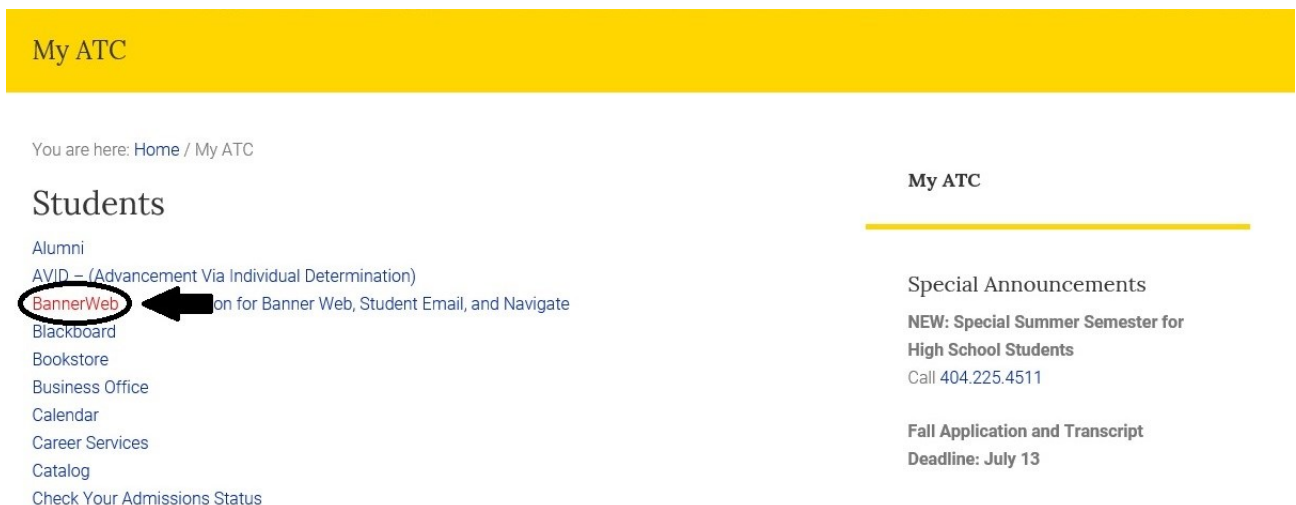


The screenshot shows the Atlanta Technical College website. The header includes the college logo and name, a search bar, and a navigation menu with links like About, Admissions, Academics, Online Learning, Business & Industry, Student Services, Continuing Ed, My ATC, and Contact. Below the header is a large banner image of graduates. The 'My ATC' section is highlighted in yellow. On the left, under 'Students', there is a list of links: Alumni, AVID - (Advancement Via Individual Determination), BannerWeb, Blackboard, Bookstore, and Business Office. On the right, under 'My ATC', there are 'Special Announcements' including a notice about a special summer semester for high school students and a contact number.

From this page you'll select the links to Banner Web and Student Email.

## How to login to Banner Web

Step 1: From the MyATC webpage, select the "Banner Web" link under Students (see example below).



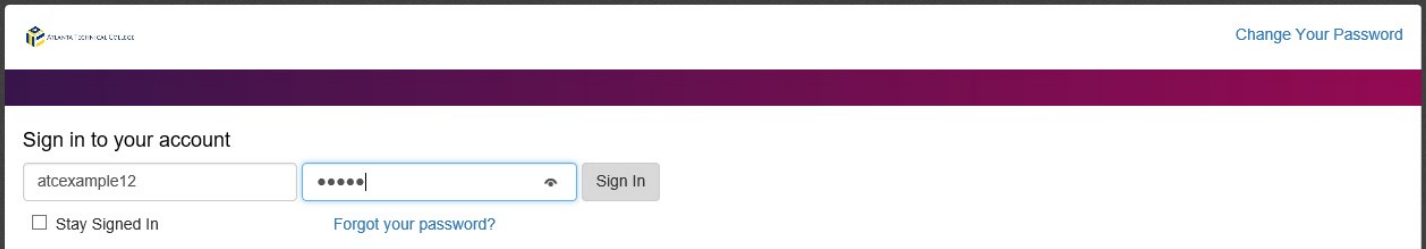
This screenshot shows the 'My ATC' section of the website. The 'Students' link is selected, and a list of links is displayed. The 'BannerWeb' link is circled in red, and a black arrow points to it from the right. The other links in the list are Alumni, AVID - (Advancement Via Individual Determination), Blackboard, Bookstore, Business Office, Calendar, Career Services, Catalog, and Check Your Admissions Status. On the right side, under 'My ATC', there are 'Special Announcements' including a notice about a special summer semester for high school students and a contact number, and a 'Fall Application and Transcript Deadline: July 13'.

## How to login to Banner Web (cont...)

Step 2: On the login page, input your username and password.

Your username will be the first part of your student email before the @ sign (ex. **atcexample12** from **atcexample12**@student.atlantatech.edu).

Your **default** password will be “Atc + your 6-digit Date of Birth”(AtcMMDDYY).

The image shows the Banner Web login page. At the top left is the Atlanta Tech College logo. At the top right is a link that says "Change Your Password". Below this is a white box with the heading "Sign in to your account". Inside this box, there is a text input field containing "atcexample12", a password input field with masked characters "....." and an eye icon, and a "Sign In" button. Below the input fields, there is a checkbox labeled "Stay Signed In" and a link that says "Forgot your password?".

## How to login to Student Email

Step 1: From the MyATC webpage, select the "Student Email" link under Students (see example below).

My ATC

You are here: [Home](#) / [My ATC](#)

### Students

- [Alumni](#)
- [AVID – \(Advancement Via Individual Determination\)](#)
- [BannerWeb](#) [Instruction for Banner Web, Student Email, and Navigate](#)
- [Blackboard](#)
- [Bookstore](#)
- [Business Office](#)
- [Calendar](#)
- [Career Services](#)
- [Catalog](#)
- [Check Your Admissions Status](#)
- [Computer Labs](#)
- [Directory](#)
- [Download Mobile App](#)
- [Employment](#)
- [Handbook](#)
- [Navigate](#)
- [Library](#)
- [Notifications](#)
- [Payment Plan](#)
- [Safety & Security](#)
- [Student Email](#)
- [Technical Support](#)
- [Transcript Request](#)
- [Upcoming Events](#)
- [Veterans Affairs](#)

### My ATC

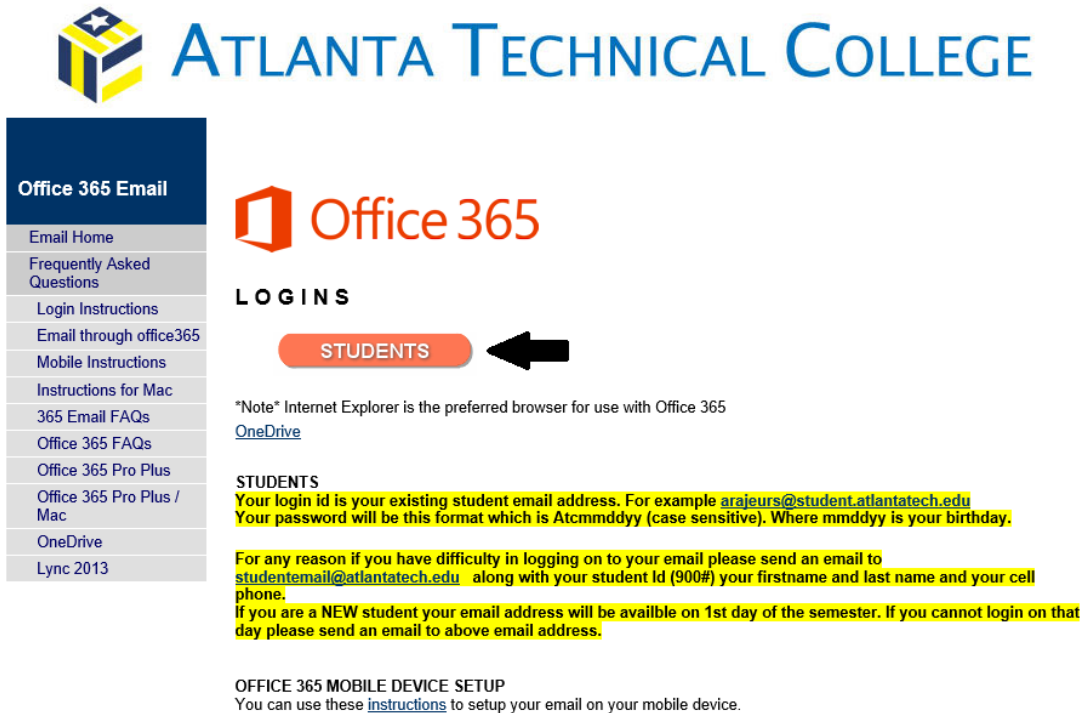
#### Special Announcements

**NEW: Special Summer Semester for High School Students**  
Call 404.225.4511

**Fall Application and Transcript Deadline: July 13**

# How to login to Student Email (cont...)

Step 2: On the landing page, select the "Students" button to get to the login page (see example below).



**Office 365 Email**

- Email Home
- Frequently Asked Questions
- Login Instructions
- Email through office365
- Mobile Instructions
- Instructions for Mac
- 365 Email FAQs
- Office 365 FAQs
- Office 365 Pro Plus
- Office 365 Pro Plus / Mac
- OneDrive
- Lync 2013

**Office 365**

**LOGINS**

**STUDENTS** ←

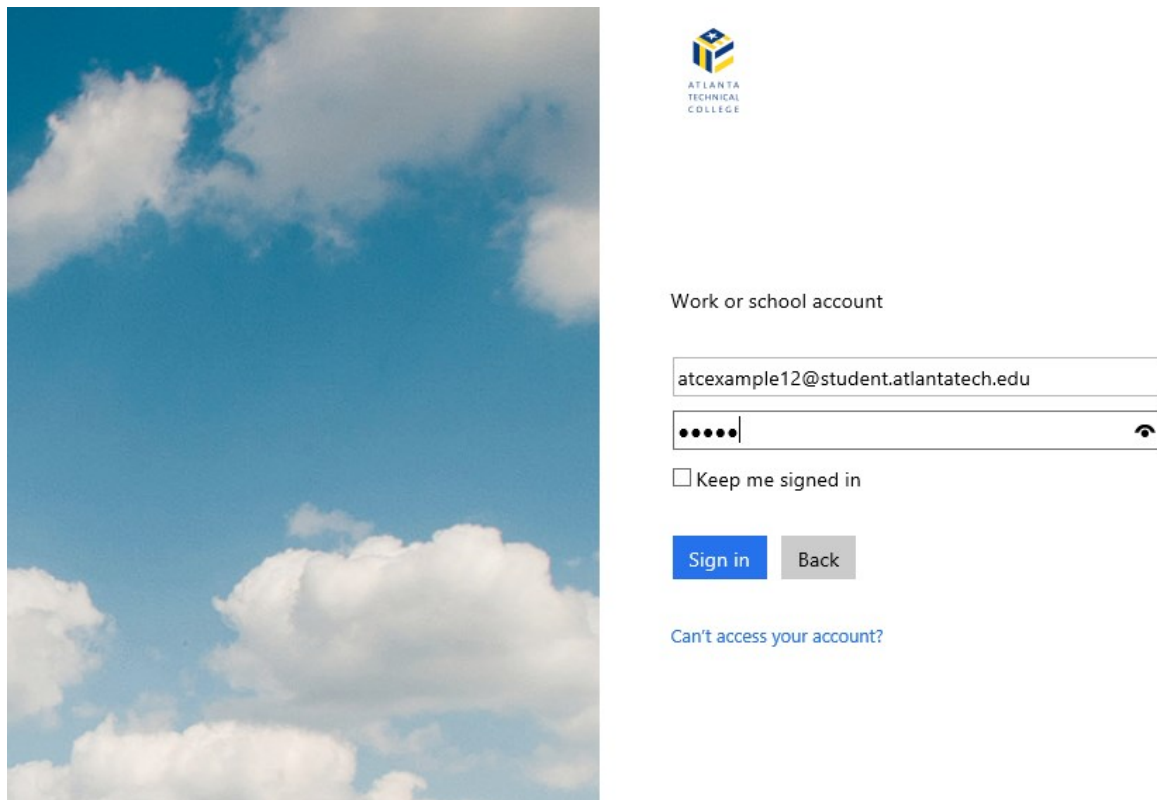
\*Note\* Internet Explorer is the preferred browser for use with Office 365  
[OneDrive](#)

**STUDENTS**  
Your login id is your existing student email address. For example [arajeurs@student.atlantatech.edu](mailto:arajeurs@student.atlantatech.edu)  
Your password will be this format which is Atcmddyy (case sensitive). Where mmdyy is your birthday.

For any reason if you have difficulty in logging on to your email please send an email to [studentemail@atlantatech.edu](mailto:studentemail@atlantatech.edu) along with your student Id (900#) your firstname and last name and your cell phone.  
If you are a NEW student your email address will be available on 1st day of the semester. If you cannot login on that day please send an email to above email address.

**OFFICE 365 MOBILE DEVICE SETUP**  
You can use these [instructions](#) to setup your email on your mobile device.

Step 3: On the login page, input your full student email address (ex. atcexample12@student.atlantatech.edu) as the username and input the same password that you use for your Banner Web login for the password. (see example below).



ATLANTA TECHNICAL COLLEGE

Work or school account

☐ Keep me signed in

[Can't access your account?](#)